

Setup instructions

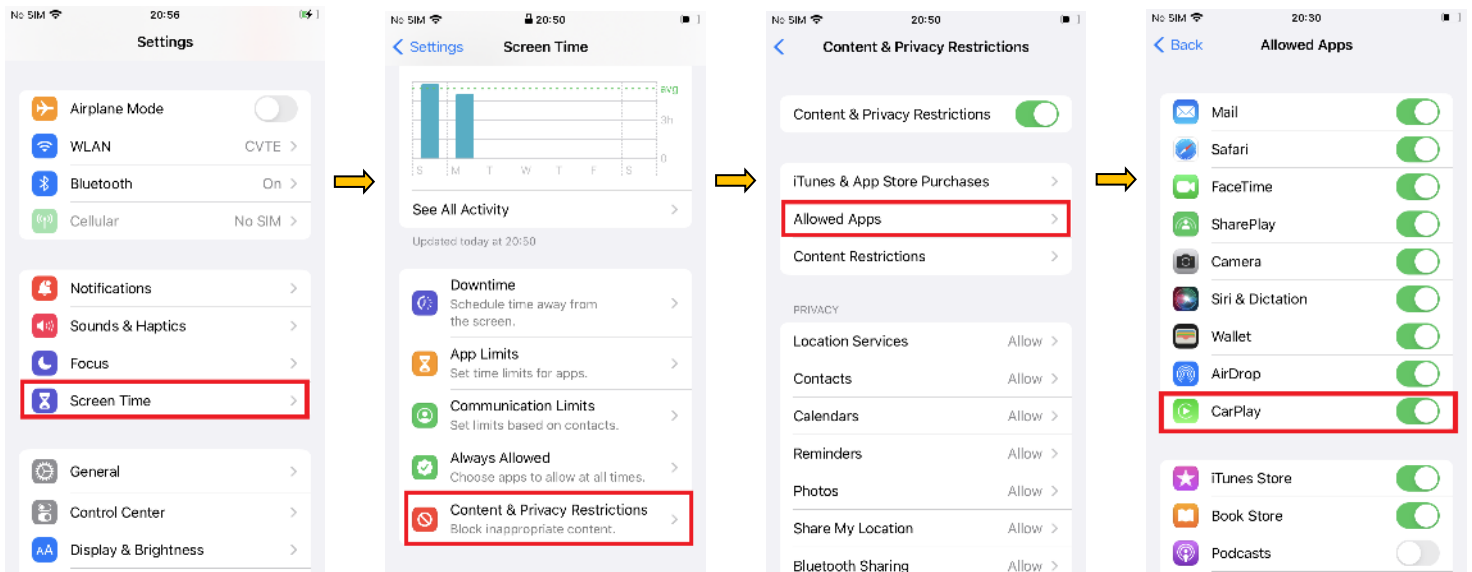
Using Apple CarPlay with a USB cable

First connection

- The Apple CarPlay icon is grayed out on the home screen.



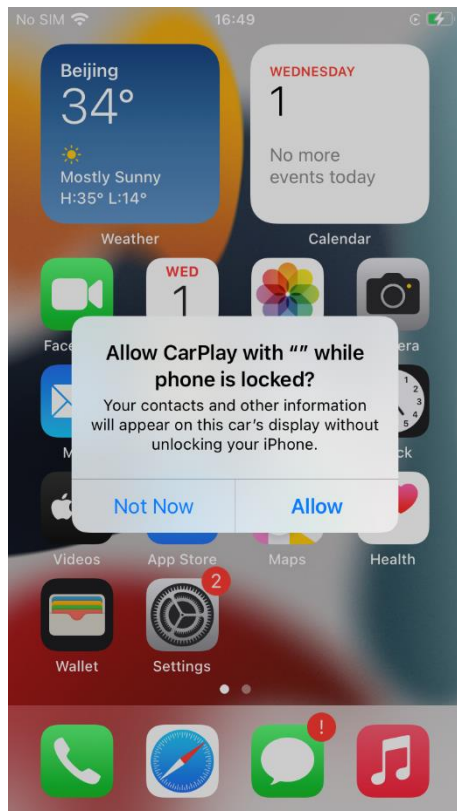
- Make sure the CarPlay switch ON in Allowed Apps, like the operation as below.




- If not, Apple device will connect to iPod when connecting.



- Connect an Apple compatible device with the USB cable.
- For the first connection, please follow your phone's guidance and select "Not Now" or "Allow".



- Apple CarPlay projection mode will be displayed.




Second or subsequent connections

- The Apple CarPlay icon is grayed out on the home screen.



- Connect an Apple compatible device with the USB cable.
- Apple CarPlay projection mode will be displayed.



How to access Apple CarPlay after connecting

- Tap on Apple CarPlay icon to enter projection mode.



Minimum requirements

- iPhone5 and above, latest iOS version is recommended
- Original lightning cable

Troubleshooting information

If CarPlay isn't working,

- A. Check with the support team if your car is compatible
- B. Check if the device meets the minimum requirement
- C. Check your lightning cable, avoid using cable extensions
- D. Check iPhone settings if CarPlay is enable:

Tap on Settings > Screen Time > Content & Privacy Restrictions > Allowed Apps > CarPlay

- E. Restart the car's infotainment system
- F. Check with the support team if new firmware update is available
- G. Check if the iPhone network works well when using Siri